

BEARCAT DAY

24 & 25

Thursday & Friday, April 23 & 24, 2020

**GRADE 7
ANDERSON COUNTY SCHOOLS**



ANDERSON COUNTY MIDDLE SCHOOL

7TH GRADE BEARCAT DAY 24

<p>LANGUAGE ARTS</p>	<p>Point of View Types Use your own piece of paper (or the back of this one) to create three comic strips showing three different types of point of views. Narrative Point of View Comic Strips (Hint: first person, second person, third person, third person limited, third person omniscient -- pick three of them.) It says create four, but three is good.</p>
<p>MATH</p>	<p>DEPENDENT EVENTS Watch the video (if you are able to) and answer the questions.</p>
<p>SCIENCE</p>	<p>PLANT STRUCTURES AND REPRODUCTION Review the note slides and watch the videos (if possible) in the notes (web address is listed) and complete the form. Turn in work to school OR email your responses.</p>
<p>SOCIAL STUDIES</p>	<p>INFLUENTIAL PEOPLE DAY 3: WRITE A LETTER Choose one of the people listed from Chapter 30 (reading from Monday). Write them a letter and include the following information:</p> <ul style="list-style-type: none"> • Tell them one thing you admire about them and/or their achievements. • Come up with three questions you'd like to ask them. • Format the writing like a letter (Dear _____, ... Sincerely,). • Pay close attention to your spelling, grammar, and punctuation.
<p>PE/HEALTH</p>	<p>FOCUSING ON FITNESS Exercise for 30-45 minutes. Write your activity on your log from Monday. Remember to snap a picture of your log on Fridays and email it to brian.glass@anderson.kyschools.us.</p>
<p>LITERACY</p>	<p>CONSERVATION ESSAY DAY 4 Reminder: Mrs. Knight will be on Google Meets each day at 11 to walk through the day's task and help with your rough draft. Today's task, complete your closing paragraph. Restate your thesis and final thought. You want to inspire the reader to join your cause and want to conserve. You may want to use a powerful quote from your research here. You will turn in your complete draft with your work and/or take a picture and email it to Mrs. Knight.</p>

7TH GRADE BEARCAT DAY 25

<p>BEARCAT DAY 25 REFLECTION</p>	
<p>Something new that I learned this week is....</p>	<p>A question that I would really like to ask my teacher is...</p>

Grade 7 Bearcat Day 24 ELA

plot

Narrative Point of View Comic Strips

Objective: create four comic strips showing four different narrative view points.

Requirements

1. Each comic strip will contain dialogue (word bubbles) and narration (square narration boxes).
2. Each comic strip should be narrated using one of the following perspectives: first-person, second-person, third-person objective, third-person limited, and third-person omniscient.
3. Make an effort. If you are not good at drawing, create good storylines and use stick men.

If you decide to work with a partner, you will make FIVE comic strips (one for each POV) and color them.



Rubric

Knowledge: Did you label the narrator's view point correctly in each comic strip?

0 ----- 1 ----- 2 ----- 3 ----- 4 ----- 5
Doesn't understand Made a few mistakes Made a couple mistakes Made a mistake Well done!

Completion: Did you make four comic strips? Did you add narration, dialogue, and pictures?

0 ----- 1 ----- 2 ----- 3 ----- 4 ----- 5
Mostly incomplete One complete Two complete Missing something Fully Complete

Quality: Did you attempt to create a good story, nice pictures, or both?

0 ----- 1 ----- 2 ----- 3 ----- 4 ----- 5
Very sloppy Not grade level appropriate Started off strong but rushed the end High-Quality Work

Effort: Does your completed project reflect an appropriate amount of effort?

0 ----- 1 ----- 2 ----- 3 ----- 4 ----- 5
Very little effort applied Try harder You can do better. Good Work

Bearcat Day 24- Dependent Events

* Required

1. Email address *

2. First Name *

3. Last Name *

Independent vs Dependent events



http://youtube.com/watch?v=jos1yBC_L8E

Question 1

4. What is the definition of a dependent event? (video 1:52 second mark) *

Question 2

5. Which events below would be considered DEPENDENT events? Check all that apply * 3 points

Check all that apply.

- Flipping 2 coins
- 1 marker is chosen then, without replacing it, another marker is chosen
- The captain of the basketball team is selected, then the co-captain is selected.
- Drawing an ace from a deck of cards, replacing it, then drawing an ace again
- Drawing an ace from a deck of cards, not replacing it, then drawing an ace again

Question 3

6. What is the formula for finding the probability of two DEPENDENT events occurring? (video 6:00 mark) * 1 point

Mark only one oval.


- $P(a) \times P(b \text{ BEFORE } a)$
- $P(a) \times P(b \text{ AFTER } a)$

Question 4

7. Remember to simplify your answer! *

p 3 of 3

6. Neil goes to the pet shop and selects a treat for his dog. He chooses one and then chooses another. What is the probability that Neil selects a bone and then a ball?



$\frac{\text{bone}}{\text{total}} \cdot \frac{\text{ball}}{\text{total}} =$

Mark only one oval.

- 1/6
- 1/5
- 1/7
- 6/49

Question 5

8. Harmony places the letter in the word DECEMBER into a bag. A letter will be randomly drawn out and NOT REPLACED. Then another letter will be drawn out. What is the probability of selecting a C and then an E? *

Mark only one oval.

- 4/8
- 3/56
- 6/64
- 1/8

PLANT STRUCTURES AND REPRODUCTION

Plants part 1

PLANTS ARE WAYYYYYYYY MORE COMPLEX THAT YOU THINK!

Did you know there are over 285,000 different species of plants? All of those plants are different from each other! Some plants are vascular, some are non vascular; some plants cling to the ground while others can live in the air; some plants make pretty flowers that smell sweet, while others make flowers that smell like rotting fish; and some plants don't make flowers at all!

There are many different types of forms of plants, but one thing they ALL have in common is that they have to reproduce.

TYPES OF REPRODUCTION IN PLANTS

Just like there are many types of different plants, there are many ways those plants reproduce.

Some of those ways include:

Pollination (Sexual reproduction)

Sporulation (Can be either type of reproduction)

Vegetative Propagation (Asexual reproduction)

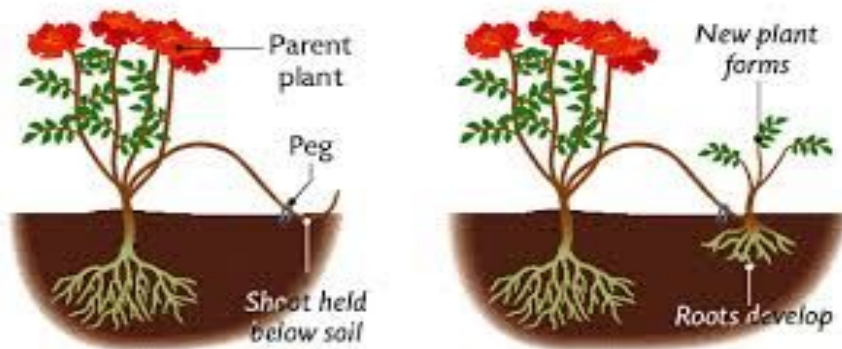
VEGETATIVE PROPAGATION

I know... it is a big word... but it is actually pretty simple.

In vegetative propagation one parent plant grows a vine, on the vine identical buds to the parent plant begin to form and develop into identical plants of the parent plant. In this case only 1 organism (the parent plant) is needed, so this type of reproduction is considered ASEXUAL reproduction.



VISUAL



VIDEO CLIP

Click the link below to watch how some plants reproduce

<https://www.youtube.com/watch?v=3O7icCqFfEo>

ASEXUAL REPRODUCTION PROS AND CONS

There are some benefits to this type of reproduction:

1. It is faster
2. It can make more offspring

There are also some drawbacks to this type of reproduction:

1. Everything is identical to the parent - so there is little genetic diversity
2. When there is little genetic diversity if something changes in the environment, the plant will be less likely to adapt and will die.

BUT... MOST PLANTS NEED ANOTHER PLANT TO REPRODUCE WITH- THIS IS CALLED SEXUAL REPRODUCTION

Sexual reproduction:

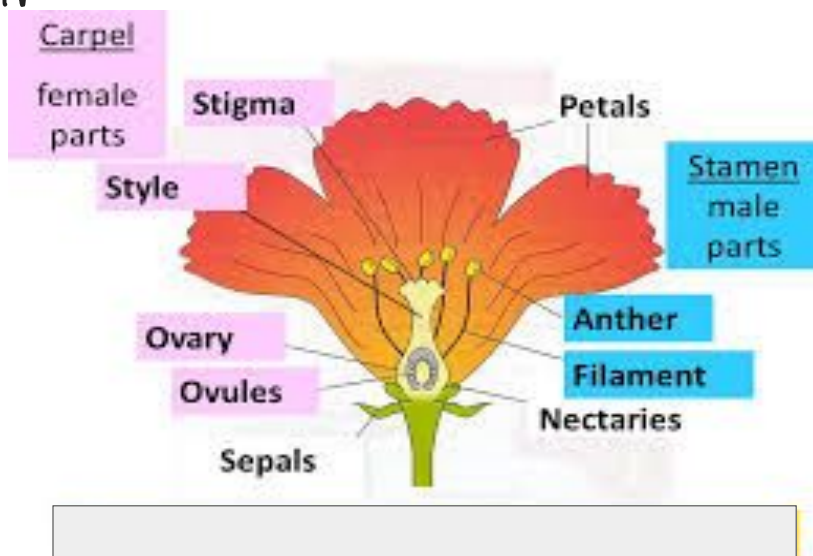
- Requires 2 parent organisms
 - Is a slower process
 - Makes fewer offspring
 - Is common in the plant and animal kingdom
 - Creates lots of genetic diversity which results in a more stable population that can adapt to changes in the environment

POLLINATION

Pollination is a form of sexual reproduction in plants because it combines the sex cells of 2 plants together to make a new plant.

In order to understand pollination you need to know the male and female structures of the flower.

POLLINATION



EXPLANATION

- 1- Pollen (the male sex cell) is released from the anther (the male part of the flower that produces the pollen).
- 2- The pollen is transferred to the female part of the flower (stigma) by wind, pollinators or animals.
3. The pollen sticks to the sticky part of the stigma
4. The pollen travels down a tube like structure called the style
5. From that position the pollen fertilizes the seed (egg- female sex cell) in the ovary.
6. The fertilized seed in the ovary will begin to develop into a new organism

OTHER INFO...

Sepals are small thicker green leaves that surround and protect the bud

The flowers of the plant is often brightly colored scented to attract pollinators so the flower can spread its pollen more effectively and increase the chance of survival for the flower species.

VIDEO

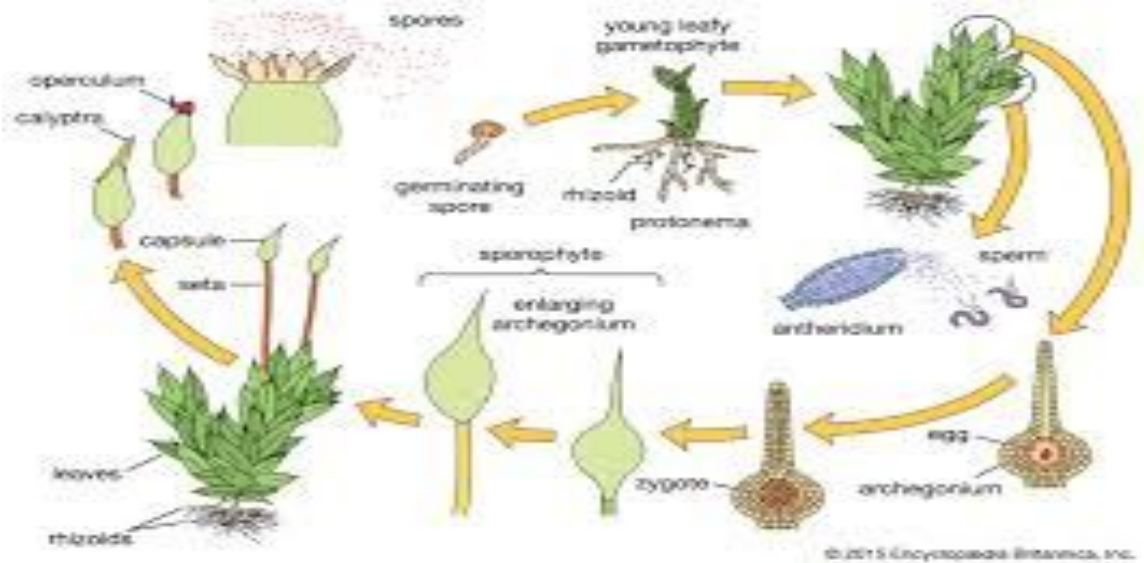
Click the link below to watch the video

<https://www.youtube.com/watch?v=HLYPm2idSTE>

SOME PLANTS ARE WEIRD!

- Some plants can reproduce sexually and/ or asexually. Some plants, like fern, release things called spores.
- In some cases the spore has all of the genetic information it needs from the parent plant and it just needs somewhere to go hang out and develop, this form of SPORULATION is asexual reproduction.
- In other cases some spores of plants will need to be fertilized by another spore, this form of sporulation is considered sexual reproduction.

VISUAL AID



VIDEO

Sporulation in Mushrooms- click the link below to view the video

<https://www.youtube.com/watch?v=Mrphn1zOWaE>

COMING UP...

Next week we will:

- Differentiate types of plants
- Learn how plants adapt and respond to their environment

Bearcat day 24: Plant reproduction

Answer this form by reviewing the notes and the videos embedded in the notes

* Required

Name (first and last) *

Your answer

Identify all of the ways plants can reproduce based on your notes. *

3 points

- Pollination
- Sporulation
- Vegetative propagation
- Option 4

True or false: Vegetative propagation is asexual reproduction *

1 point

- True
- False



Grade 7 Bearcat Day 24 Science

P 11 of 13

Which type of plant relies of vegetative propagation to reproduce? *

1 point

- Flowers
- Mushrooms
- Vines
- Trees

True or False: Pollination is a form of asexual reproduction *

1 point

- True
- False

Identify ALL of the female parts of the flower *

3 points

- Petals
- Stamen
- Style
- Anther
- Ovules
- Pollen
- Ovary
- Filament



Grade 7 Bearcat Day 24 Science

p 12 of 13

The role of the flower part of the plant is to.... *

1 point

- Protect the plant
- Go though photosynthesis
- Attract pollinators to the plant
- Get the plant water are carbon dioxide

True or false: Some plants produce spores, the process of sporulation can be either asexual or sexual reproduction *

1 point

- True
- False

Select the benefits (pros) of sexual reproduction *

2 points

- Faster
- More genetic diversity
- More stable populations
- Larger populations

What are the cons of asexual reproduction? *

2 points

- Slower
- Faster
- Less genetic diversity
- Less stable populations



Grade 7 Bearcat Day 24 Science

p 13 of 13

In YOUR OWN WORDS, create a summary that explains the process of pollination AND explain WHY it is important. *

7 points

Your answer

Submit

Never submit passwords through Google Forms.

This form was created inside of Anderson County Schools. [Report Abuse](#)

Google Forms

